

# Ordnance and Weapons Detection



## GA-72Cd MAGNETIC LOCATOR

Digital readouts, dynamic bar graphs, polarity indications, and audio signals quickly pinpoint buried ordnance and weapons, and provide valuable data on their orientation.

**SCHONSTEDT**   
INSTRUMENT COMPANY  
*Making Locating Easier Since 1953*

## Features

- Digital readout and expanding bar graph displays of signal strength and polarity
- Two audio signal modes
- Four sensitivity settings
- Piezoelectric speaker
- 60-Hours operational life (intermittent usage) on 2 lithium 9-volt batteries
- 4-Segment BATT LCD monitors battery charge
- Lightweight, easy-to-use-design reduces search time
- Modular construction; high quality components

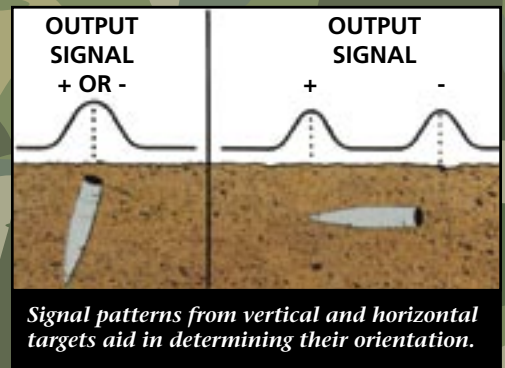
The GA-72Cd is a versatile, cost effective magnetic locator designed to aid EOD technicians and law enforcement officers during area search operations. It will enhance any detection capability and reduce the time required for finding ferrous metal parts from improvised explosive devices (IED), buried ordnance and covered weapons.

The GA-72Cd has substantially more detection range than conventional metal detectors. Its rugged design and light weight make it the ideal instrument for searching in rocky terrain, undergrowth, swampy areas, shallow creeks, and snow covered areas—just keep the electronics unit out of snow and water.




*The GA-72Cd is ideal for supporting small and large scale ordnance investigations and range clearance projects.*


**Basic signal patterns provide valuable target information.**



*Signal patterns from vertical and horizontal targets aid in determining their orientation.*





*Raising the locator eliminates unwanted signals.*



*Shallow water does not affect signal pattern.*

Locating depths for ordnance and weapons under ground, snow, brush, and water.



Also excellent for post blast investigations.

## Easy to Use

The GA-72Cd Magnetic Locator detects the magnetic field of iron and steel objects. In addition to the audio detection signal, the GA-72Cd has easy-to-read digital and bar graph LCD readouts of signal strength and polarity. Once a target is located using the audio signal, the digital readout, and the bar graph will peak when the GA-72Cd is held directly over a vertical target.

The polarity indication can be (+) or (-). Audio and visual indications will peak over both ends of a horizontal target. The digital readout will be a positive value over one end and a negative value over the other end. The polarity differences are very significant because they help you to distinguish between vertical and horizontal targets.

## Choice of Audio Signal Modes

You can set a internal Audio Output Switch to select:

A. An Audio signal that only comes on when a target is detected, increases in volume, and peaks over the target.

*or*

B. An Audio signal that is always on, increases in frequency when a target is detected, and peaks over the target.

## Signal Strength and Polarity Indications

The GA-72Cd's meter provides a 3-digit LCD readout and two incremental bar graphics to indicate signal strength and polarity. When the locator is directly over a target with a positive signal polarity, the digital readout peaks and the right-hand bar graph expands to full-scale. If the target has a negative polarity the digital readout peaks and the left-hand bar graph expands to full scale.



## 1 Year Warranty and Superior Support

Our customer support department is set up to ensure prompt response and 100% satisfaction. We have a network of dealers located throughout the U.S. and around the world to provide personal attention and prompt delivery.

# Model GA-72Cd Specifications

## OUTPUT

### Audio

Output Option Switch at "A"	Signal increases or decreases in volume with gradient-field intensity
Output Option Switch at "B"	Signal increases or decreases in frequency with gradient-field.

### Visual

Digital readout and expanding bar graphs indicate polarity (+ or-) and relative strength of the magnetic field.

## BATTERY LIFE

60 Hours (intermittent usage)

## INPUT POWER

Two lithium 9-volt batteries

## BATTERY CHECK

4-segment LCD BATT indicator

## WEIGHT

Approximately 2.5 lb. (1.14 kg)

## OPERATING TEMPERATURE

-13° to 140° F (-25° to 60° C)

## OVERALL LENGTH

34.5 in. (87.6 cm)

## WATERPROOF LENGTH

21 in. (53.3 cm)

## NOMINAL SENSOR SPACING

14 in. (35.6 cm)

## CONSTRUCTION

Rugged, all solid state



**SCHONSTEDT**   
INSTRUMENT COMPANY

*Making Locating Easier Since 1953*

Premier manufacturer of Flux-Gate Magnetometers for over 50 years; and the first to use *environmentally friendly and safe lithium batteries in a locator product.*

### Schonstedt Instrument Company

100 Edmond Road  
Kearneysville, WV 25430 USA  
Phone: 304-725-1050  
USA: 800-999-8280  
Fax: 304-725-1095  
[www.schonstedt.com](http://www.schonstedt.com)